

Highway Safety












for Emergency Services

Part of the Safety and Risk Management Video Series



TOPIC - Highway Safety For Emergency Services

Ten Cones Of Highway Incident Safety

-  There Is No Substitute For Training
-  Multi-Agency Coordination And Communication Are Must -
A Unified Incident Command Is Essential
-  Limit Your Exposure ... Limit Your Time
-  Give Traffic Plenty Of Warning
-  Protect The Scene With Apparatus
-  Always Work Away From Traffic
-  Be Prepared To Shut Down The Roadway
-  Be Seen And Not Hurt
-  Accountability Matters

BE PREPARED!


***Remember: Firefighters responding to
calls need to operate as if someone is trying
to run them over!***

Accountability

1. Emergency Service Organization operations on or near a highway pose special risks to fire, rescue and EMS personnel? True or False

2. List two other groups that may also be responding to the same highway incident.
 - a.)
 - b.)

3. What is the first Cone of Highway Incident Safety and why is it important?

4. List two reasons for the following Cone of Highway Incident Safety:
 Multi-Agency Coordination And Communication Are A Must—A Unified Incident Command Is Essential.
 - 1.
 - 2.

5. Use of arrow boards, flares, arrow sticks, cones, police cars, ESO apparatus emergency lighting, detours and alternate routes are examples of which Cone of Highway Incident Safety?

Name: _____ Date: _____